

HOW THE PARTIALLY ELECTRONIC GENERAL MEETING IS HELD

The general meeting is held via the general meeting portal. To register your attendance and participate in the general meeting, you must log in to the portal regardless that you attend electronically or physically. Here you will be able to attend the general meeting via livestream (if you participate electronically), write questions to the agenda items and cast your vote in any ballots.

ELECTRONIC ATTENDANCE

As the general meeting is conducted via the general meeting portal, it is important that your device meets the technical requirements and that you can log on to the portal.

PHYSICAL ATTENDANCE

As the general meeting is conducted via the general meeting portal, it is important that you bring a smartphone or tablet that meets the technical requirements, as well as your NemID/MitID and/or VP-ID to log in with.

QUESTIONS/COMMENTS

After the presentation of each agenda item, there will, as usual, be an opportunity to submit questions and comments to the proposals in writing via the general meeting portal. Your question/comment will be read out aloud and subsequently answered verbally. You must be logged in to the portal to write a post.

BALLOTS

If an agenda item is put to vote, this will clearly appear in the general meeting portal. You must be logged in to the portal to cast your vote. If you have submitted a proxy/postal vote prior to the general meeting, you will not have the opportunity to vote at the general meeting itself.

TECHNICAL REQUIREMENTS IN CONNECTION WITH AN PARTIALLY ELECTRONIC GENERAL MEETING

We recommend, that you before the general meeting make sure your device fulfils the below requirements

BROWSER

The general meeting portal can be accessed in 'evergreen browsers' on PC/Mac, mobile and tablet/iPad. Safari is also supported, even though it is not an evergreen browser.

PC/ANDROID

The electronic general meeting portal will run in Edge, Chrome, Firefox and Opera browsers.


APPLE

The electronic general meeting portal will run in the four latest main versions of the Safari browser on Mac, iPhone and iPad (Safari versions 12, 13, 14 and 15). If you have older Apple equipment and updating Safari is not possible, install a Chrome browser.

INTERNET CONNECTION

The quality of the transmission will depend on your Internet. You should, as a minimum, have a 5-10 Mbit/s connection to achieve good transmission.

YOU CAN LOG INTO THE VGM PORTAL USING NEMID, MITID OR VP-ID.



The screenshot shows a web page for a Virtual General Meeting. On the left, a dark green header is followed by a white area with the text "Welcome to the Virtual General Meeting" and a subtext "Log in with NemID, MitID or VP-ID to participate in the General Meeting". On the right, a white box titled "Virtual General Meeting" contains three login options: "NEM ID" with a "LOG IN WITH NEMID" button, "Mit ID" with the Mit logo and a "LOG IN WITH MITID" button, and "Euronext Securities" with the Euronext logo and a "LOG IN WITH VP-ID" button.

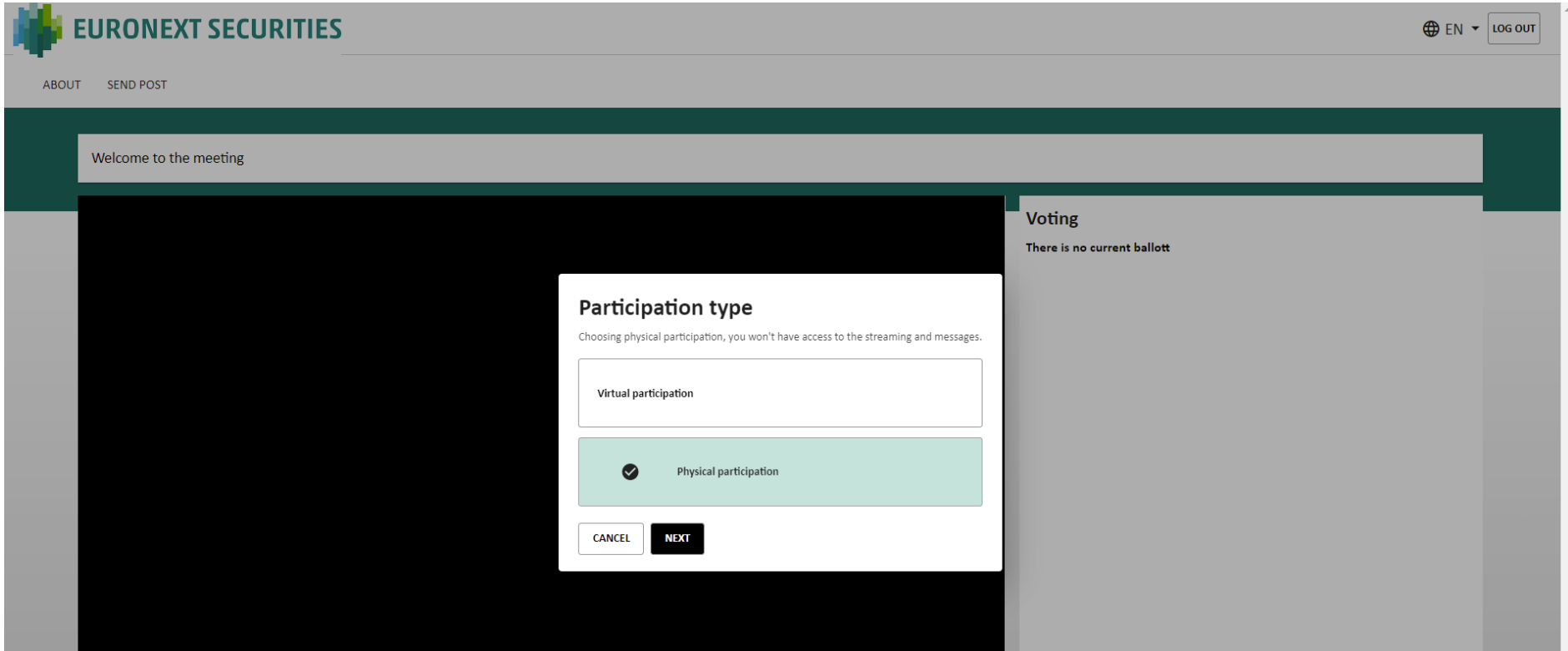
Need technical help?

Please contact VP Investor Services by phone +45 4358 8894
or e-mail vp_VGMmail@euronext.com
VP SECURITIES A/S | CVR number: 21599336

Powered by



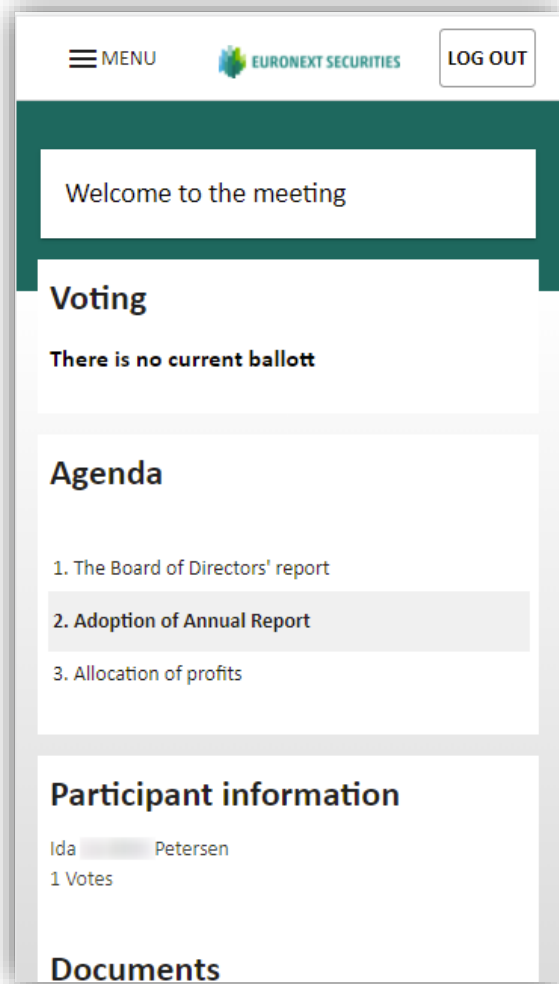
PARTICIPATION TYPE: HERE YOU CHOOSE WHETHER YOU PARTICIPATE VIRTUALLY OR PHYSICALLY IN THE MEETING.



The screenshot shows the Euronext Securities meeting interface. At the top left is the Euronext Securities logo and name. To the right are language and user controls: a globe icon, 'EN', a dropdown arrow, and a 'LOG OUT' button. Below the header are navigation links for 'ABOUT' and 'SEND POST'. A dark green banner contains the text 'Welcome to the meeting'. The main content area is split into two columns. The left column is mostly black, with a white modal dialog box in the center. The modal is titled 'Participation type' and contains the text: 'Choosing physical participation, you won't have access to the streaming and messages.' There are two selection options: 'Virtual participation' (unselected) and 'Physical participation' (selected with a checkmark). At the bottom of the modal are 'CANCEL' and 'NEXT' buttons. The right column is titled 'Voting' and contains the text 'There is no current ballott'.

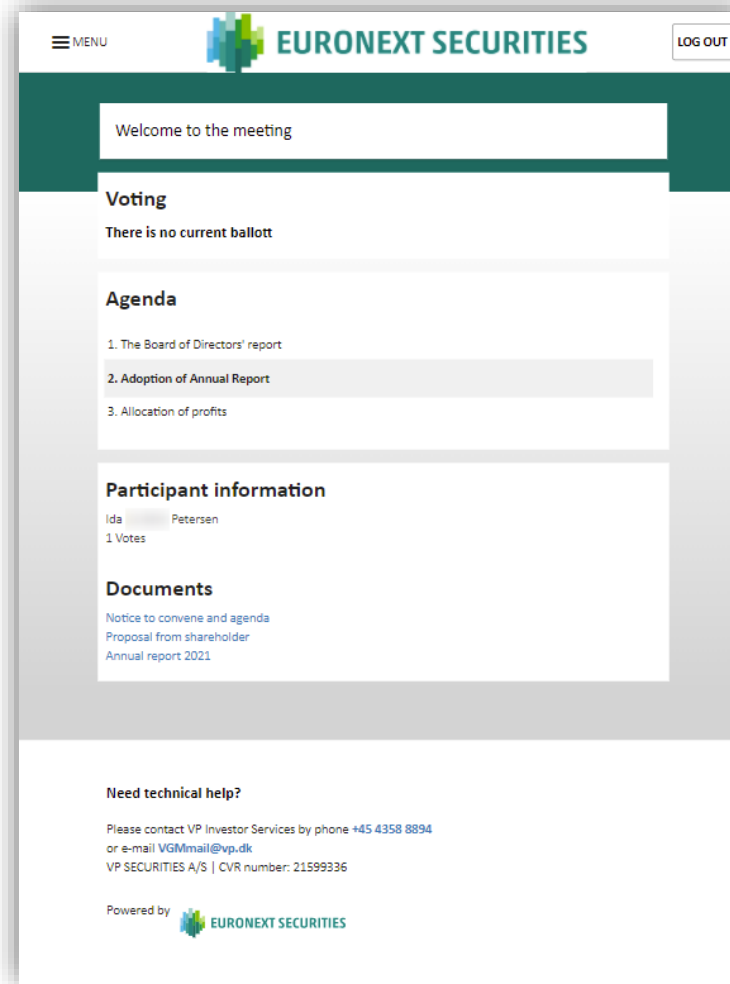
PHYSICAL PARTICIPATION: IF 'PHYSICAL PARTICIPATION' IS SELECTED, THE LIVESTREAMING WINDOW WILL NOT BE SHOWN.

SMARTPHONE



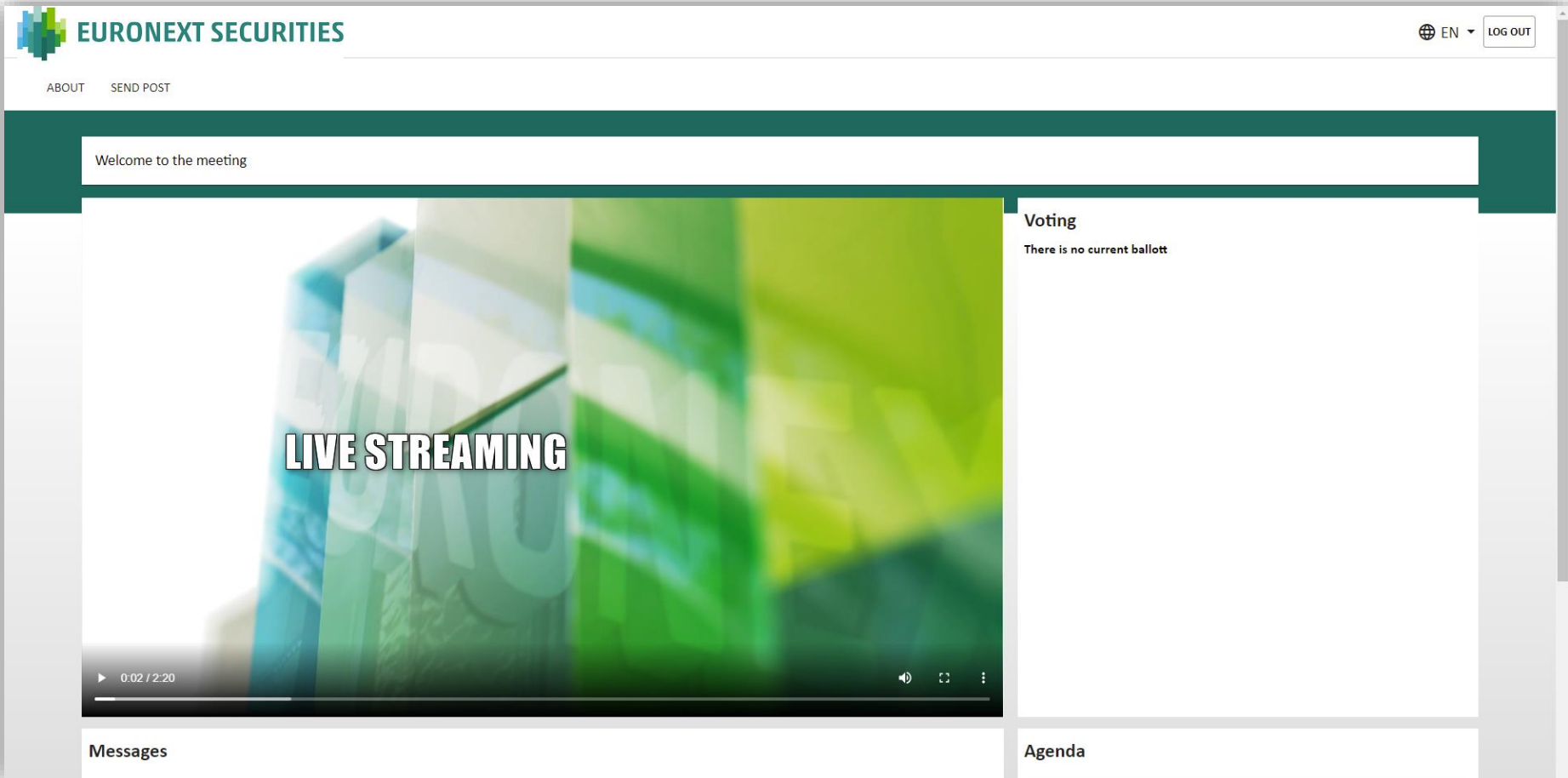
The smartphone interface features a top navigation bar with a 'MENU' icon, the Euronext Securities logo, and a 'LOG OUT' button. Below this is a dark green header with the text 'Welcome to the meeting'. The main content area is divided into four sections: 'Voting' with the message 'There is no current ballott', 'Agenda' with a list of three items (The Board of Directors' report, Adoption of Annual Report, Allocation of profits), 'Participant information' showing 'Ida Petersen' with '1 Votes', and 'Documents'.

TABLET



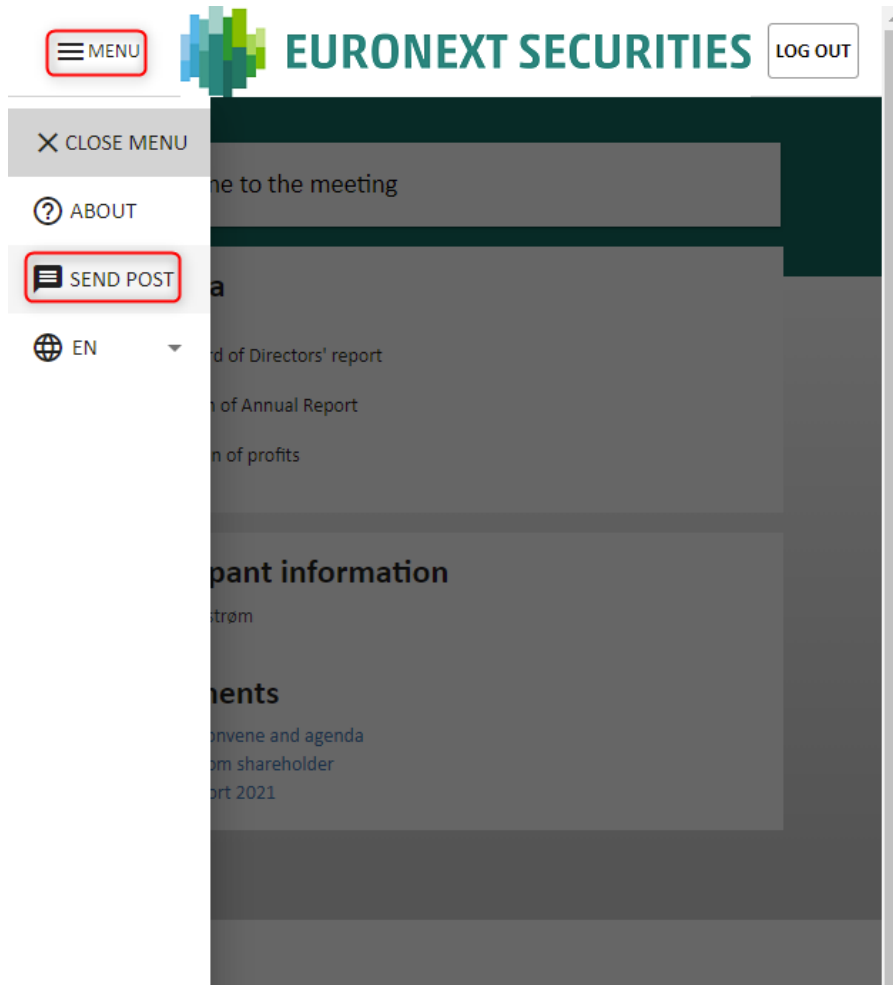
The tablet interface features a top navigation bar with a 'MENU' icon, the Euronext Securities logo, and a 'LOG OUT' button. Below this is a dark green header with the text 'Welcome to the meeting'. The main content area is divided into four sections: 'Voting' with the message 'There is no current ballott', 'Agenda' with a list of three items (The Board of Directors' report, Adoption of Annual Report, Allocation of profits), 'Participant information' showing 'Ida Petersen' with '1 Votes', and 'Documents' with links for 'Notice to convene and agenda', 'Proposal from shareholder', and 'Annual report 2021'. At the bottom, there is a 'Need technical help?' section with contact information for VP Investor Services and a footer stating 'Powered by Euronext Securities'.

VIRTUAL PARTICIPATION: CLICK ON THE 'PLAY' BUTTON TO START THE LIVESTREAM.

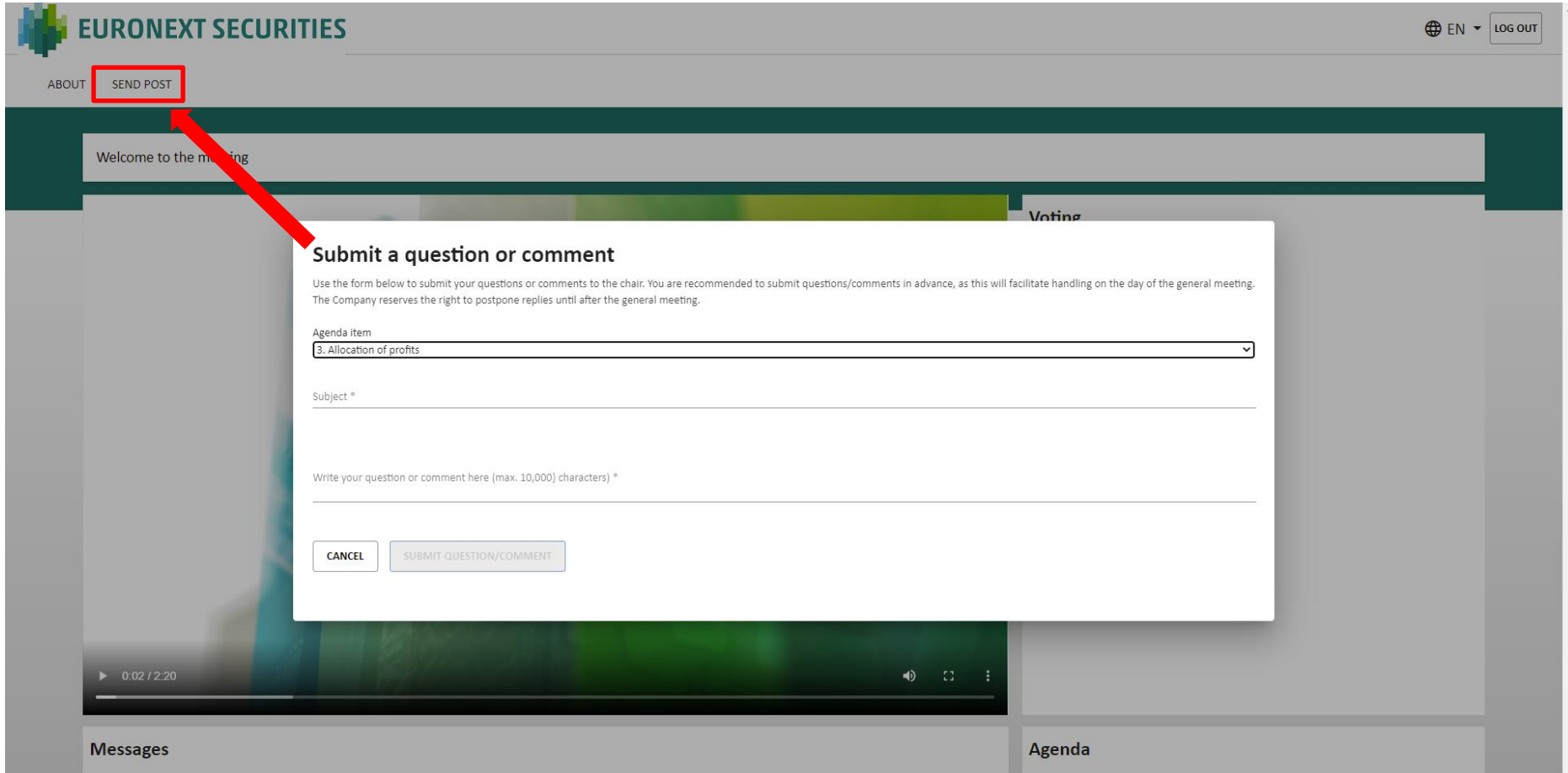


The screenshot displays a virtual meeting interface for Euronext Securities. At the top left, the Euronext Securities logo and name are visible. To the right, there are language settings (EN) and a 'LOG OUT' button. Below the header, there are links for 'ABOUT' and 'SEND POST'. A dark green banner contains the text 'Welcome to the meeting'. The main content area is split into two columns. The left column features a video player with a 'LIVE STREAMING' overlay and a progress bar showing '0:02 / 2:20'. The right column has a 'Voting' section with the text 'There is no current ballott'. At the bottom, there are sections for 'Messages' and 'Agenda'.

QUESTIONS/COMMENTS IN PHYSICAL PARTICIPATION: FIRST CLICK ON 'MENU' IN THE TOP LEFT CORNER CORNER AND THEN CHOOSE 'SEND POST'. THE DIALOGUE BOX WILL THEN OPEN, WHERE YOU CAN SELECT AN AGENDA ITEM IN THE SCROLLABLE MENU. SUBJECT AND QUESTION/COMMENTS MUST BE COMPLETED.



QUESTIONS/COMMENTS IN VIRTUAL PARTICIPATION: CLICK ON 'SEND POST' IN THE TOP LEFT-HAND CORNER. THE DIALOGUE BOX WILL THEN OPEN, WHERE YOU CAN SELECT AN AGENDA ITEM IN THE SCROLLABLE MENU. SUBJECT AND QUESTION/COMMENTS MUST BE COMPLETED.

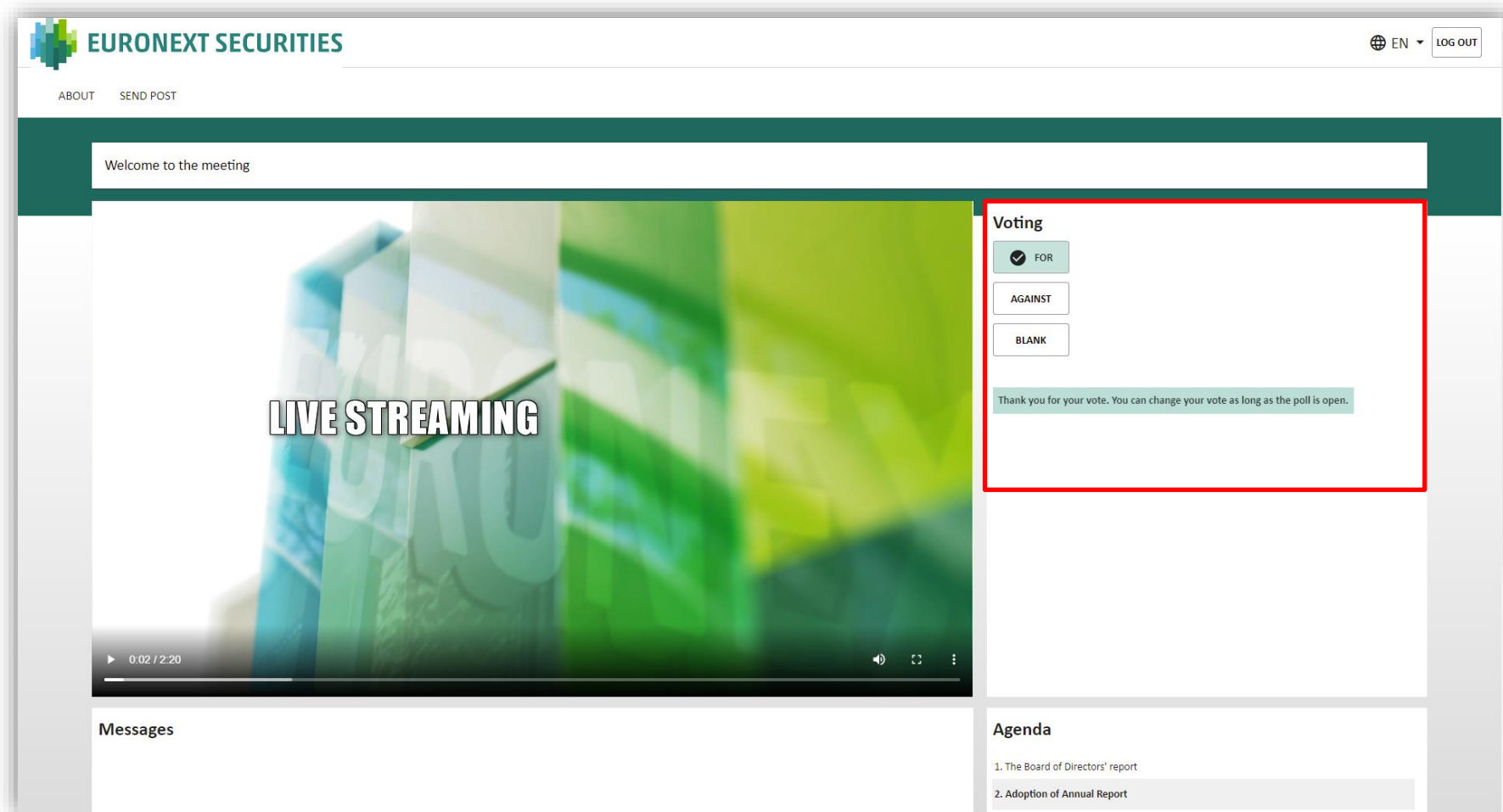


The screenshot displays the Euronext Securities virtual participation interface. At the top left, the Euronext Securities logo and name are visible. In the top right corner, there are language and user options: a globe icon with 'EN', a dropdown arrow, and a 'LOG OUT' button. Below the header, there are navigation links for 'ABOUT' and 'SEND POST'. The 'SEND POST' link is highlighted with a red box, and a red arrow points from it to a dialog box. The dialog box is titled 'Submit a question or comment' and contains the following elements:

- A paragraph of instructions: "Use the form below to submit your questions or comments to the chair. You are recommended to submit questions/comments in advance, as this will facilitate handling on the day of the general meeting. The Company reserves the right to postpone replies until after the general meeting."
- An 'Agenda item' dropdown menu with '3. Allocation of profits' selected.
- A 'Subject *' text input field.
- A text area for the question or comment with the placeholder text: "Write your question or comment here (max. 10,000) characters) *".
- Two buttons at the bottom: 'CANCEL' and 'SUBMIT QUESTION/COMMENT'.

The background of the interface shows a video player with a progress bar at 0:02 / 2:20, and sections for 'Messages' and 'Agenda'.

VOTE FOR/AGAINST: CLICK ON FOR, AGAINST OR BLANK. YOU CAN CHANGE THIS FOR AS LONG AS THE BALLOT IS OPEN.



The screenshot shows the Euronext Securities website interface. At the top left is the Euronext Securities logo and name. To the right are language and user options: a globe icon with 'EN', a dropdown arrow, and a 'LOG OUT' button. Below the header are links for 'ABOUT' and 'SEND POST'. A dark green banner contains the text 'Welcome to the meeting'. The main content area is split into two columns. The left column features a video player with a 'LIVE STREAMING' overlay and a progress bar showing '0:02 / 2:20'. The right column contains a 'Voting' section, highlighted with a red border, which includes three buttons: 'FOR' (selected with a checkmark), 'AGAINST', and 'BLANK'. Below these buttons is a message: 'Thank you for your vote. You can change your vote as long as the poll is open.' At the bottom, there are sections for 'Messages' and 'Agenda'. The 'Agenda' section lists two items: '1. The Board of Directors' report' and '2. Adoption of Annual Report'.

EURONEXT SECURITIES

EN LOG OUT

ABOUT SEND POST

Welcome to the meeting

LIVE STREAMING

0:02 / 2:20

Voting

FOR

AGAINST

BLANK

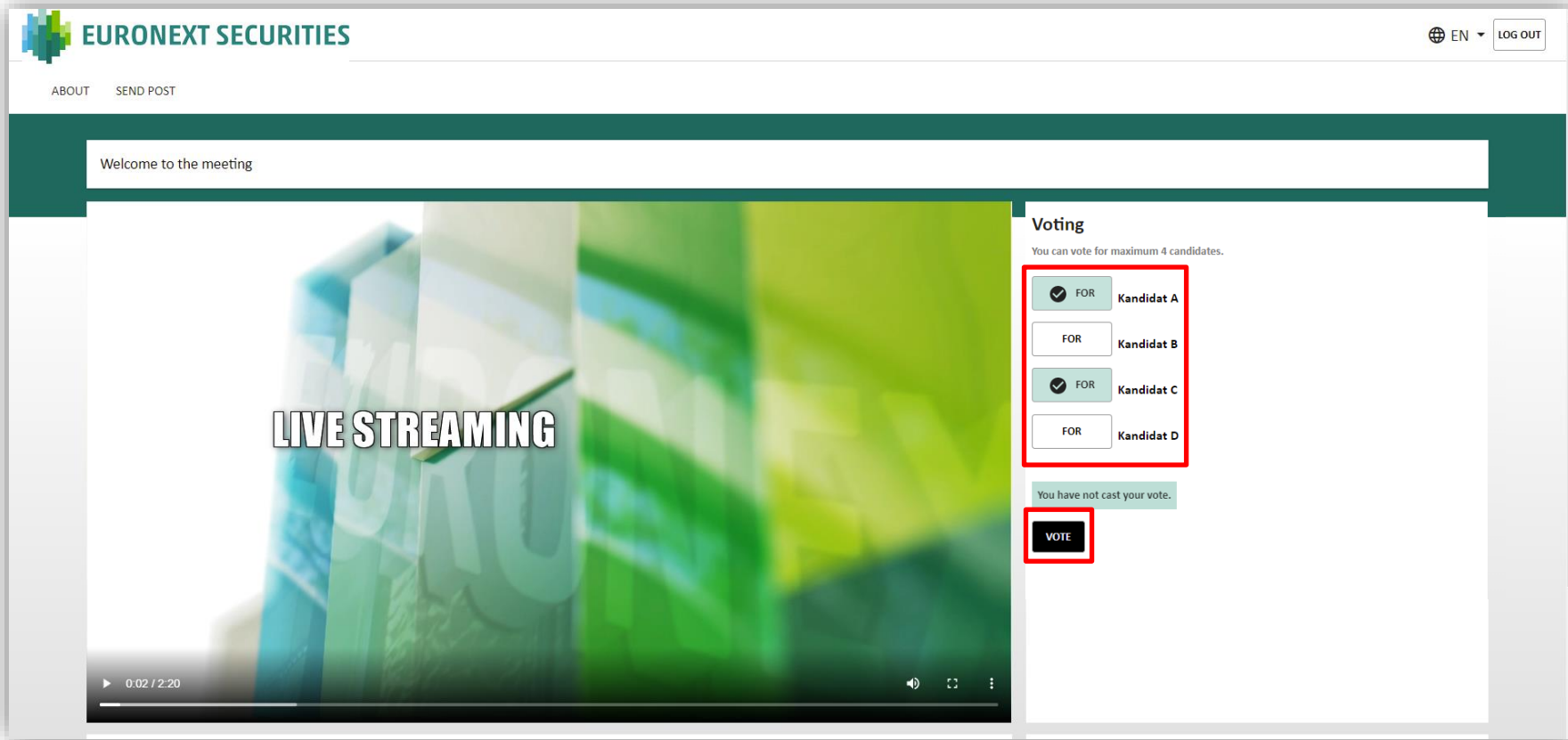
Thank you for your vote. You can change your vote as long as the poll is open.

Messages

Agenda

1. The Board of Directors' report
2. Adoption of Annual Report

VOTE FOR A CANDIDATE: SELECT THE CANDIDATES FOR WHOM YOU WISH TO VOTE, AND THEN CLICK ON 'VOTE'.



The screenshot shows the Euronext Securities website interface. At the top left is the Euronext Securities logo and name. To the right are language and user options: a globe icon with 'EN', a dropdown arrow, and a 'LOG OUT' button. Below the header are links for 'ABOUT' and 'SEND POST'. A dark green banner contains the text 'Welcome to the meeting'. The main content area is split into two sections. On the left is a video player with a 'LIVE STREAMING' overlay and a progress bar showing '0:02 / 2:20'. On the right is the 'Voting' section, which includes the instruction 'You can vote for maximum 4 candidates.' and a list of four candidates: Kandidat A, Kandidat B, Kandidat C, and Kandidat D. Each candidate has a 'FOR' button. The 'FOR' buttons for Kandidat A and Kandidat C are highlighted with a red box and contain a checkmark. Below the candidate list is a message 'You have not cast your vote.' and a 'VOTE' button, also highlighted with a red box.

Euronext Securities

EN LOG OUT

ABOUT SEND POST

Welcome to the meeting

LIVE STREAMING

0:02 / 2:20

Voting

You can vote for maximum 4 candidates.

FOR Kandidat A

FOR Kandidat B

FOR Kandidat C

FOR Kandidat D

You have not cast your vote.

VOTE